

ORDINANCE NO. 2545

AN ORDINANCE relating to levying the property taxes of certain districts of King County for the year 1976 and amending Ordinance No. 2517, Section 2.

BE IT ORDAINED BY THE COUNCIL OF KING COUNTY:

SECTION 1. Ordinance No. 2517, Section 2 is hereby amended to read as follows:

The Council of King County, Washington, finds that the amounts of the levies necessary to raise the amounts of the estimated expenditures as so finally determined for the year 1976, less the total of estimated revenues from sources other than taxation, including available surplus, and such expenditures as are to be met from bond warrant issues, be and the same are hereby fixed as follows:

TAX LEVY - 1976

<u>FUND</u>	<u>TAX</u>
State of Washington ((County:))	<u>\$64,584,307.00</u>
((King-County	29,356,677.58))
((King-County-Road-District	10,452,774.19))
((G.O.-Bonds---Voter-Approved	12,978,125.00))
((Stadium-Bonds---Voter-Approved	<u>2,845,925.00</u> )
((TOTAL-COUNTY-FUNDS	<u>\$54,833,750.77</u> )

1 County:

2

3 Current Expense \$ 20,011,960.77

4 Public Health 1,675,211.00

5 Tuberculosis Control 1,020,980.00

6 Tuberculosis Hospitalization 1,020,980.00

7 Mental/Health Retardation 408,392.00

8 Veteran's Aid 183,776.00

9 River Improvement 1,027,889.00

10 Inter-County River Improvement 30,000.00

11 Bond Redemption-Limited 2,249,154.00

12 Solid Waste 1,728,335.00

13

14 TOTAL \$ 29,356,677.77

15

16 Unincorporated County

17 Public Works - Roads \$ 8,055,940.00

18 Current Expense 2,396,834.00

19 Unlimited Bonds

20 General Obligation Bonds -

21 Voter Approved 12,978,125.00

22 Stadium Bonds -

23 Voter Approved 2,045,925.00

24

25 TOTAL COUNTY FUNDS \$ 54,833,501.77

26

27

28

29

30

31

32

33

1	<u>FUND</u>	<u>TAX</u>
2	PORT OF SEATTLE	\$ 10,200,000.00
3	CITIES AND TOWNS:	
4	Seattle	39,627,778.00
5	Algona	40,359.46
6	Auburn	1,497,829.00
7	Beaux Arts	10,355.49
8	Bellevue	3,913,932.87
9	Black Diamond	16,306.02
10	Bothell	220,947.00
11	Carnation	11,316.28
12	Clyde Hill	129,331.70
13	Des Moines	193,653.00
14	Duvall	23,150.00
15	Enumclaw	167,928.80
16	Hunts Point	28,021.00
17	Issaquah	196,568.11
18	Kent	1,866,852.84
19	Kirkland	739,397.37
20	Lake Forest Park	139,093.00
21	Medina	153,389.00
22	Mercer Island	1,013,944.00
23	Milton	610.95
24	Normandy Park	170,455.65
25	Pacific	64,499.90
26	Redmond	786,986.62
27	Renton	2,565,033.00
28	Snoqualmie	68,534.00
29	Tukwila	866,015.59
30	Yarrow Point	41,127.79
31	North Bend	((1107534-92)) 75,567.23
32	<u>Skykomish</u>	5,781.00
33		
	TOTAL CITIES AND TOWNS	((65476637951-36)) \$54,634,764.67
	WATER DISTRICTS:	
	No. 54	\$ 12,994.23
	No. 68	55,195.00
	No. 79	6,722.00
	No. 87	1,071.25
	No. 107	3,300.00
	No. 122	1,725.00
	TOTAL WATER DISTRICTS	\$ 81,007.48

	<u>FUND</u>	<u>TAX</u>	
1			
2	FIRE DISTRICTS:		
3	1	\$291,691.14	
4	2	278,400.00	
5	4	500,924.16	
6	5	30,624.72	
7	10	219,246.00	
8	11	349,252.67	
9	13	97,661.00	
10	14	74,293.00	
11	16	144,873.00	
12	17	10,927.33	
13	20	97,256.91	
14	23	54,911.01	
15	24	104,696.00	
16	25	212,029.50	
17	26	( <del>74,867.00</del> )	<u>75,069.00</u>
18	27	20,316.01	
19	28	55,878.63	
20	30	( <del>112,308.31</del> )	<u>105,955.60</u>
21	34	73,133.00	
22	35	( <del>10,202.00</del> )	<u>18,192.00</u>
23	36	( <del>125,900.00</del> )	<u>123,968.18</u>
24	37	189,125.00	
25	39	484,877.00	
26	40	163,666.00	
27	42	36,183.62	
28	43	86,480.00	
29	44	114,169.17	
30	45	23,823.72	
31	46	25,724.55	
32	47	3,353.16	
33	50	8,046.00	
	41	278,700.00	
	18	<u>30,118.60</u>	
	31	<u>5,670.83</u>	
	38	<u>23,335.35</u>	
	49	<u>6,102.62</u>	

21 TOTAL FIRE DISTRICTS (~~(\$4,361,7539.61)~~) \$4,418,674.48

22

23 SEWER DISTRICTS:

24	Des Moines	\$ 3,500.00
	Southwest Suburban	<u>18,175.00</u>
25	TOTAL SEWER DISTRICTS	<u>\$ 21,675.00</u>

26

27

28

29

30

31

32

33

1	<u>FUND</u>	<u>TAX</u>
2	MISCELLANEOUS:	
3	Rural Library - Operating	\$ 2,370,242.15
4	Rural Library - G.O. Bonds	439,311.25
5	Hospital District #1	484,810.00
6	Hospital District #2	568,083.00
7	Hospital District #4	((439,255.00)) 346,905.93
8	TOTAL MISCELLANEOUS	(( <del>\$4,301,701.40</del> )) 4,209,352.33


8	SCHOOLS:	
9	Skykomish	\$ 80,512.00
10	Lower Snoqualmie	301,112.00
11	Tahoma	258,126.00
12	Snoqualmie Valley	875,254.00
13	Fife	92,993.00
14	Federal Way	1,179,531.00
15	Enumclaw	1,293,119.00
16	Mercer Island	3,350,035.00
17	Highline	1,075,300.00
18	Renton	3,943,000.00
19	Bellevue	16,928,990.00
20	South Central	1,842,838.00
21	Auburn	860,000.00
22	Issaquah	572,000.00
23	Shoreline	6,962,399.00
24	Lake Washington	1,600,000.00
25	Kent	1,209,933.00
26	Northshore (King)	5,042,002.00
27	Seattle	5,484,310.00
28	TOTAL SCHOOLS	\$ 52,951,454.00

29 GRAND TOTAL ((~~\$245,999,137.62~~)) \$245,934,736.73

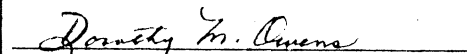
30 INTRODUCED AND READ for the first time this 24<sup>th</sup>  
 31 day of November, 1975.

32 PASSED this 1<sup>st</sup> day of December, 1975.

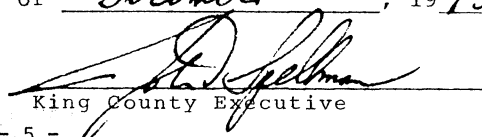
KING COUNTY COUNCIL  
 KING COUNTY, WASHINGTON

  
 Chairman

33 ATTEST:

  
 Clerk of the Council

APPROVED this 1<sup>st</sup> day of December, 1975.

  
 King County Executive